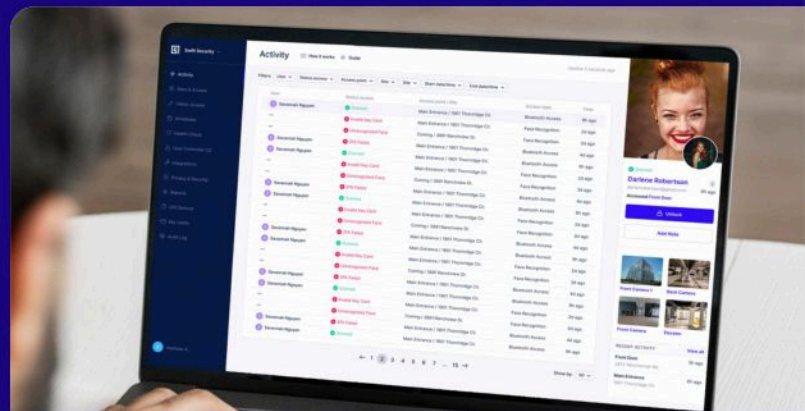



Simplifying Property Access & Visitor Management

Modern video intercoms built for every property type



Modern, cloud-based video intercoms designed to streamline building operations and strengthen security. Featuring touchless face recognition, mobile unlock, and PIN entry. Manage every door, every credential, and every property across your portfolio from one dashboard.

 www.swiftlane.com

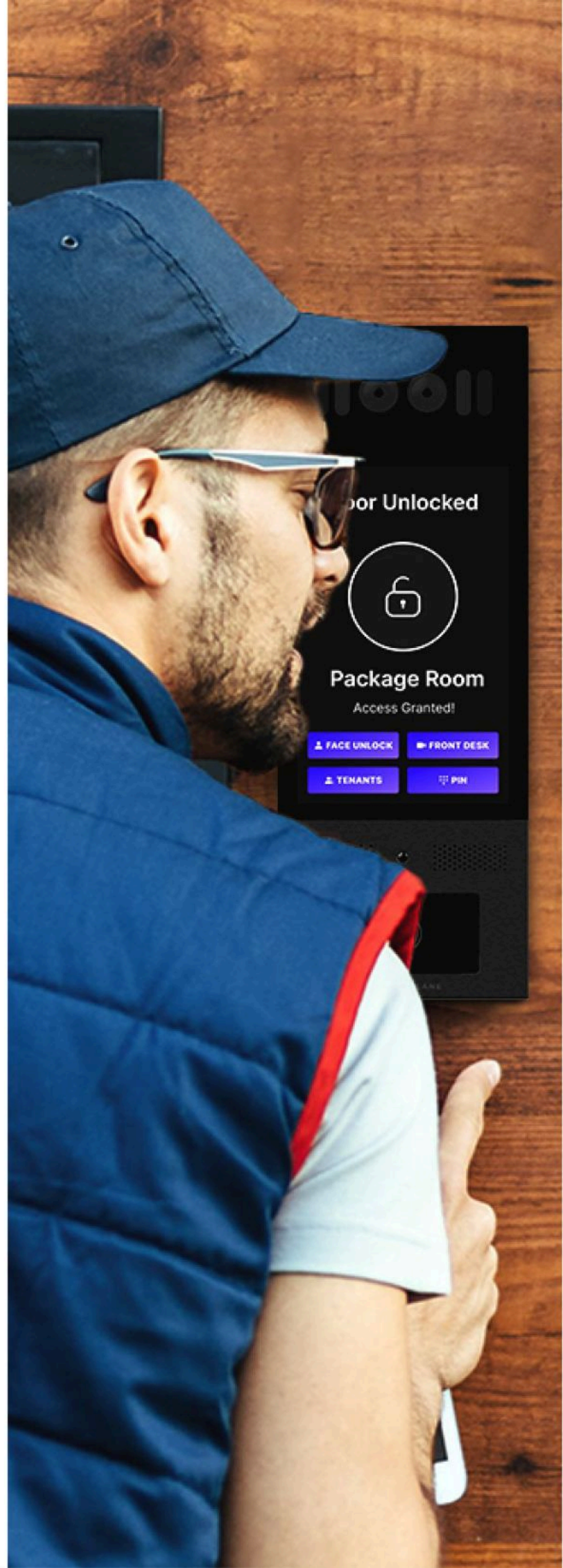
 sales@swiftlane.com

 833-607-9438



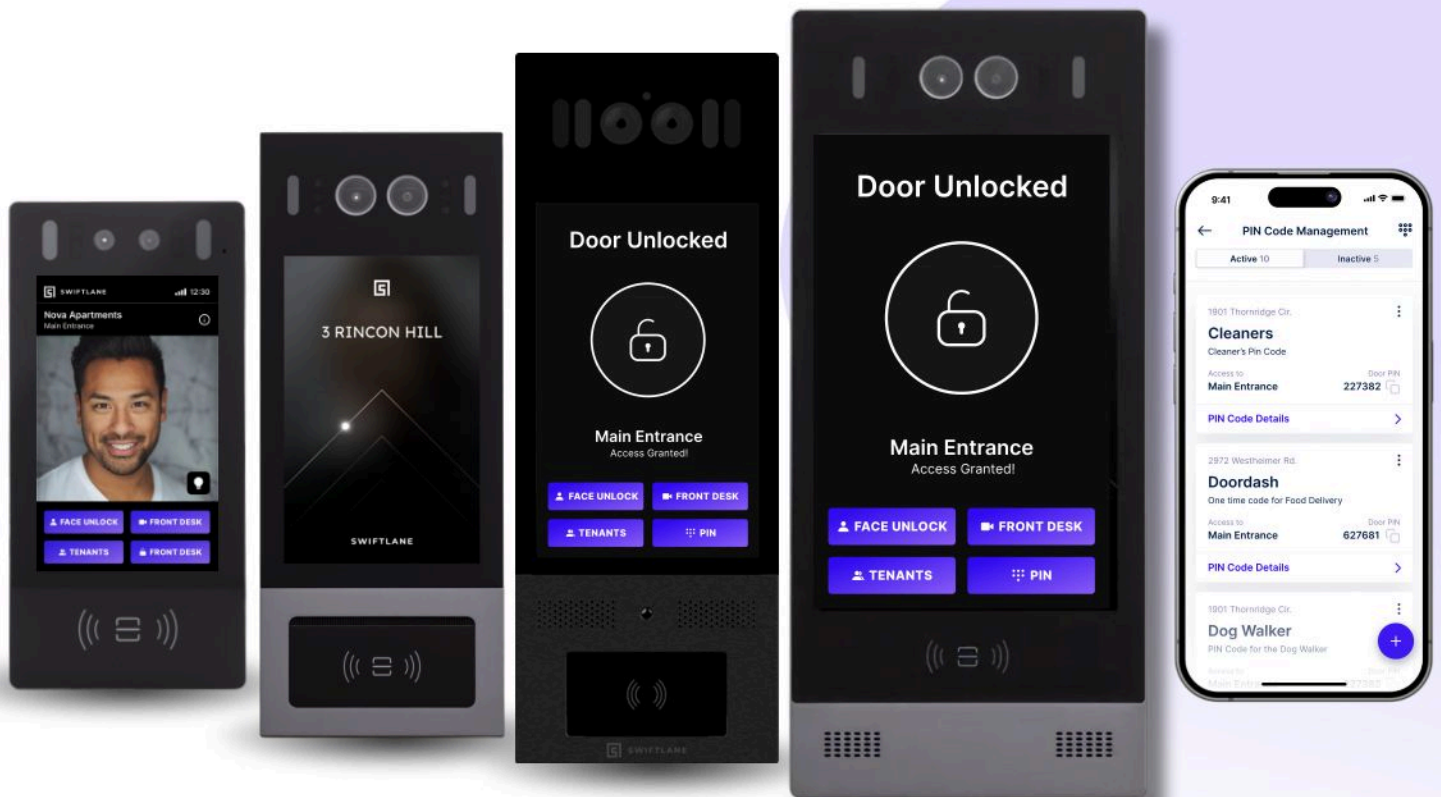
Table of Contents

How it works	03
<hr/>	
The intercom lineup	
<hr/>	
Swiftvision	04
<hr/>	
Swiftvision Pro	05
<hr/>	
SwiftReader X	06
<hr/>	
Swiftvision Max	07
<hr/>	
Swiftlane Admin Dashboard	08
<hr/>	
Swiftlane App	09
<hr/>	
Contact	10
<hr/>	



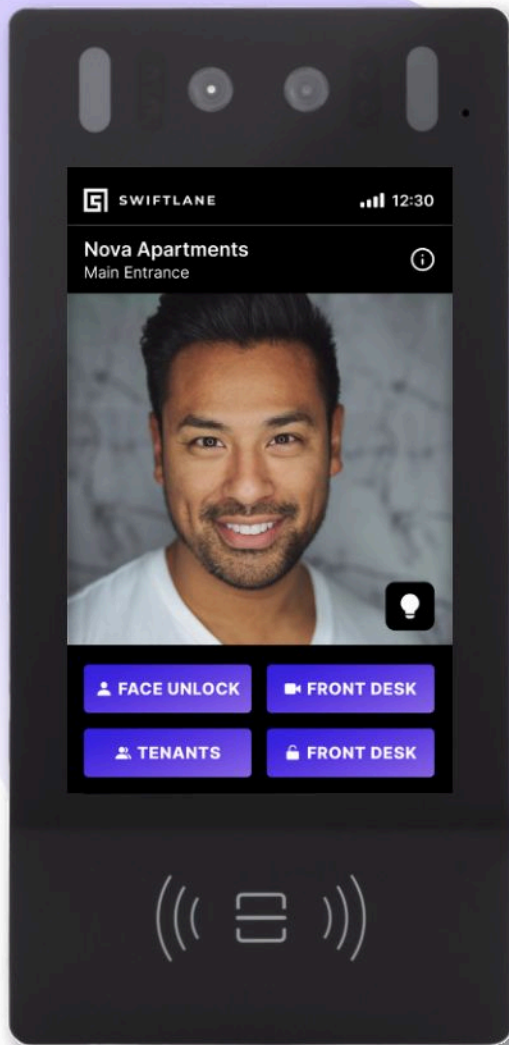
How it Works

- 01** A visitor, delivery driver, or service provider approaches the intercom and selects a tenant on the touchscreen intercom.
- 02** The tenant receives a video call on their phone from anywhere — with a live camera view of who's at the door.
- 03** The tenant taps to unlock remotely, or the visitor uses a temporary PIN for seamless entry.
- 04** Every access event is recorded with a timestamp and photo in the cloud dashboard that's visible to property operators in real time.



Swiftvision

Our Swiftvision intercom delivers a modern, streamlined access experience in a compact footprint. Built for smaller deployments, it supports face recognition, mobile credentials, and key fobs through a minimal touchscreen interface. With PoE connectivity and cloud-based management, it offers a clean, efficient way to upgrade any entry point at a lower upfront cost.



Display: 5" IPS LCD touchscreen

Ideal For: Smaller building, side entrances, budget-conscious deployments.

Door Control: 1 door

Power: PoE or 12–15 VDC

Durability & Ratings: IP65, IK07

Credential Methods

Face unlock

Mobile app

PIN

Key fob

NFC / key card

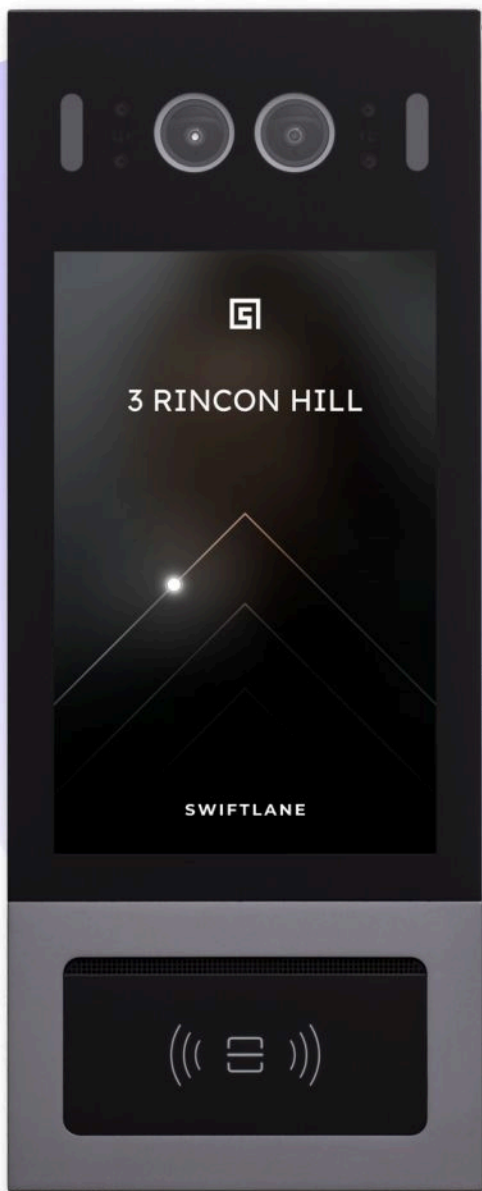
Apple Wallet

Google Wallet

Siri voice commands

Swiftvision Pro

Swiftvision Pro is our mid-sized touchscreen intercom, designed for properties that need more flexibility without added complexity. It offers a larger display, support for multiple doors, and a full range of modern credentials including face recognition and mobile access. With streamlined PoE installation and cloud-based management, it's a scalable solution for growing buildings.



Display: 7" IPS LCD touchscreen

Ideal For: Small and mid-rise residential, office, mixed-use buildings.

Door Control: Up to 3 doors/gates

Power: PoE+ or 12-15 VDC

Durability & Ratings: IP66, IK09

Credential Methods

Face unlock

Mobile app

PIN

Key fob

NFC / key card

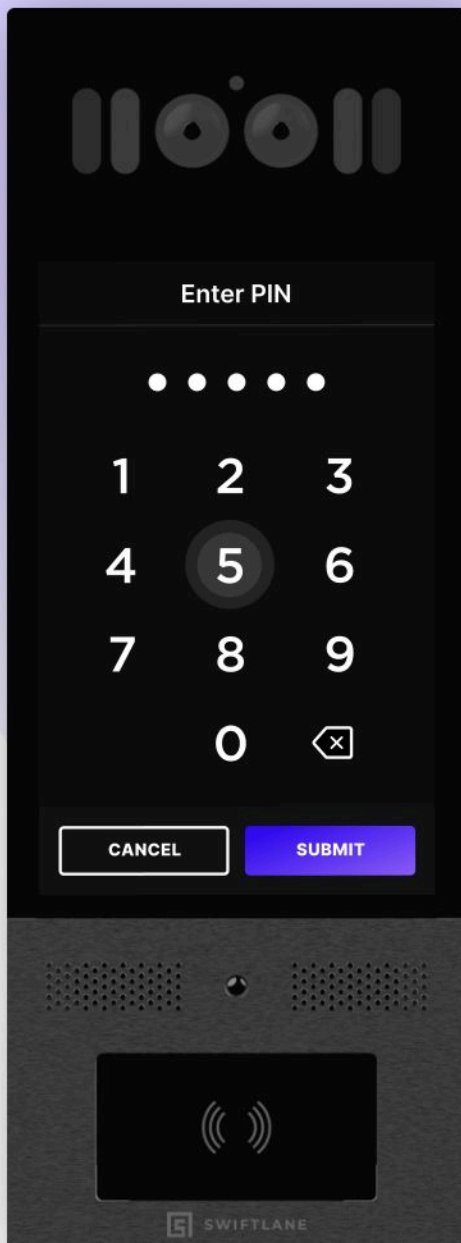
Apple Wallet

Google Wallet

Siri voice commands

SwiftReader X

SwiftReader X is our flagship intercom, built for the most demanding environments. Designed to withstand heavy use and high-risk locations, it delivers a reliable, secure access experience, where durability matters most. From commercial and industrial sites to gated communities, it sets the standard for long-term durability.



Display: 8" IPS LCD touchscreen

Ideal For: Residential, office, mixed-use buildings, and gated communities demanding the highest vandal resistance.

Door Control: Up to 3 doors/gates

Power: 24 VDC, 2.5A

Durability & Ratings: IP65, IK10 , FCC Part 15

Credential Methods

Face unlock

Mobile app

PIN

Key fob

NFC / key card

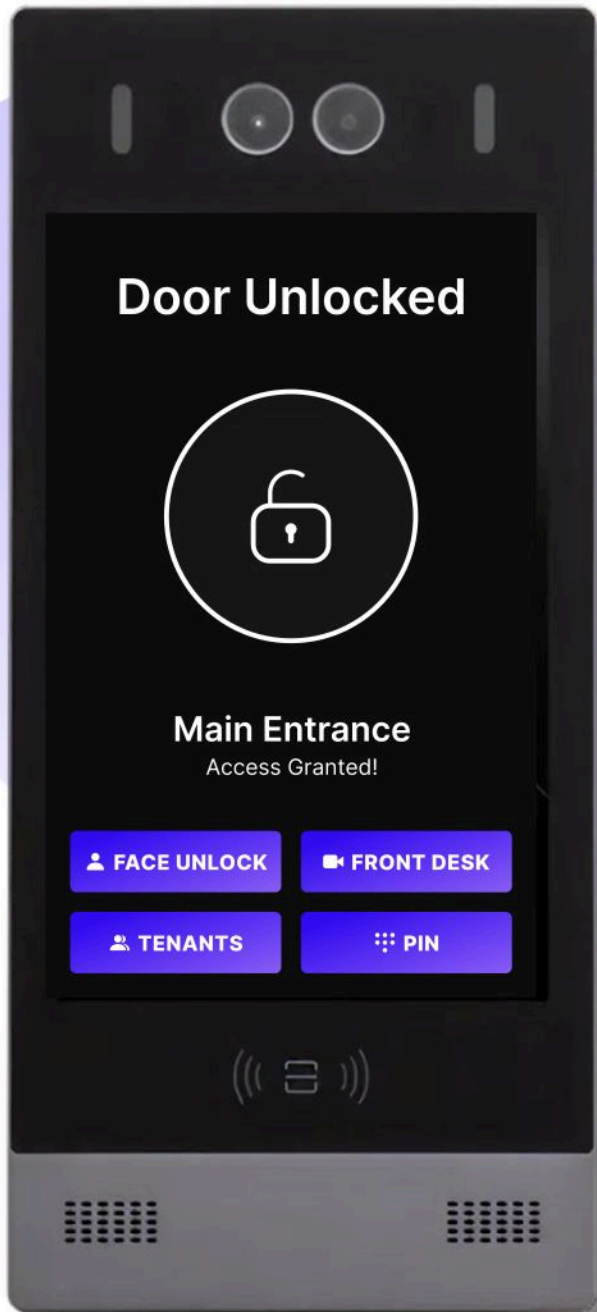
Apple Wallet

Google Wallet

Siri voice commands

Swiftvision Max

Swiftvision Max is built for primary entrances, where scale and presentation matter most. As the largest display in our lineup, it offers a more visible, elevated entry experience, while maintaining the modern consistency of Swiftlane across every deployment.



Display: 10" IPS LCD touchscreen

Ideal For: High-end residential, commercial, gated communities with high-traffic main entrances.

Door Control: Up to 3 doors/gates

Power: PoE+ or 12–15 VDC

Durability & Ratings: IP66, IK08

Credential Methods

Face unlock

Mobile app

PIN

Key fob

NFC / key card

Apple Wallet

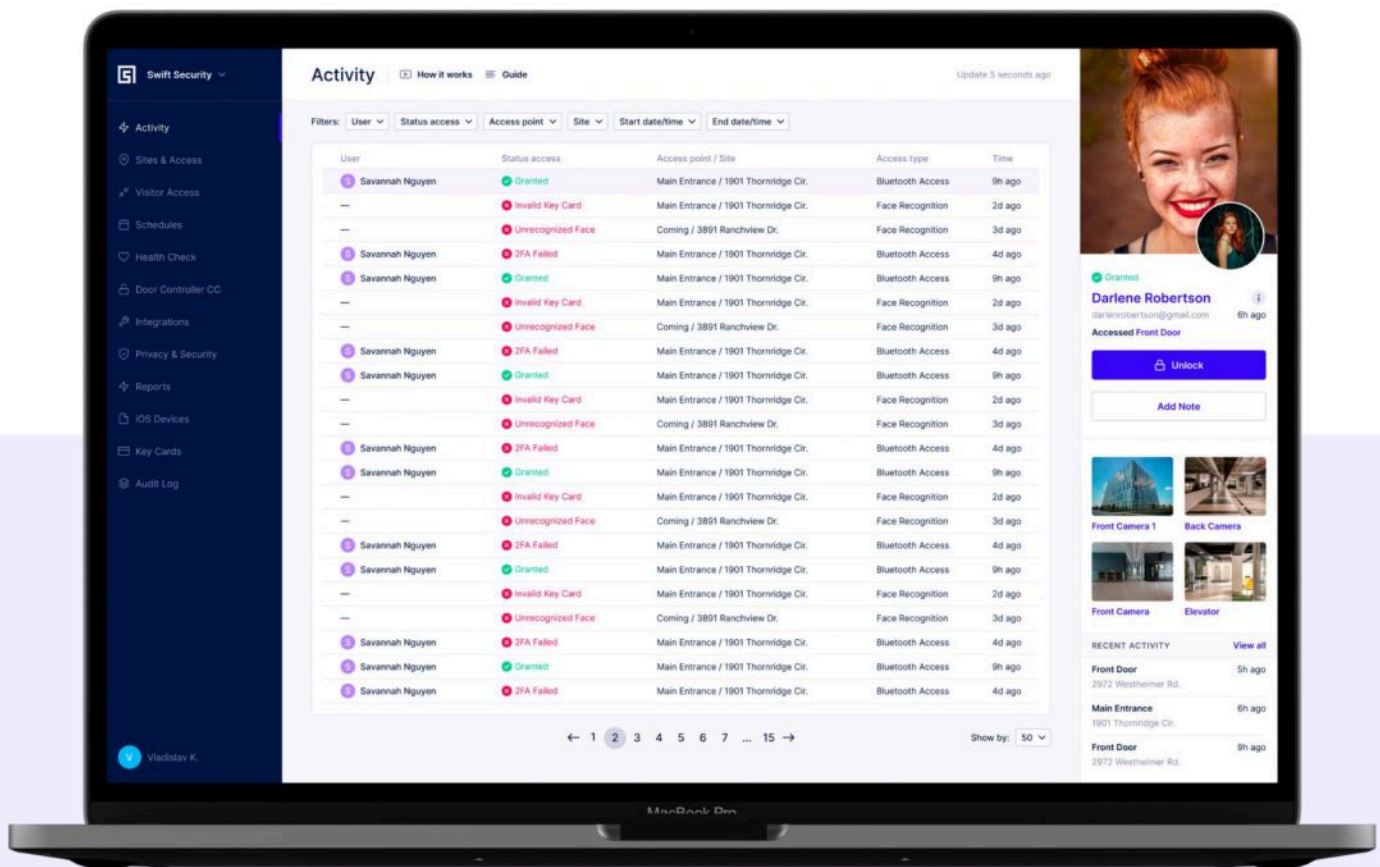
Google Wallet

Siri voice commands

Admin Dashboard

Swiftlane's Admin Dashboard simplifies day-to-day access management with a clear, centralized interface. Property teams can quickly manage users, doors, and permissions without switching between tools. By integrating directly with your PMS, move-ins and move-outs are handled automatically, reducing administrative overhead and ensuring access is always up to date.

- Centralized control of users, doors, and access across properties
- Automated move-ins and move-outs via PMS
- No juggling multiple systems— everything stays in sync

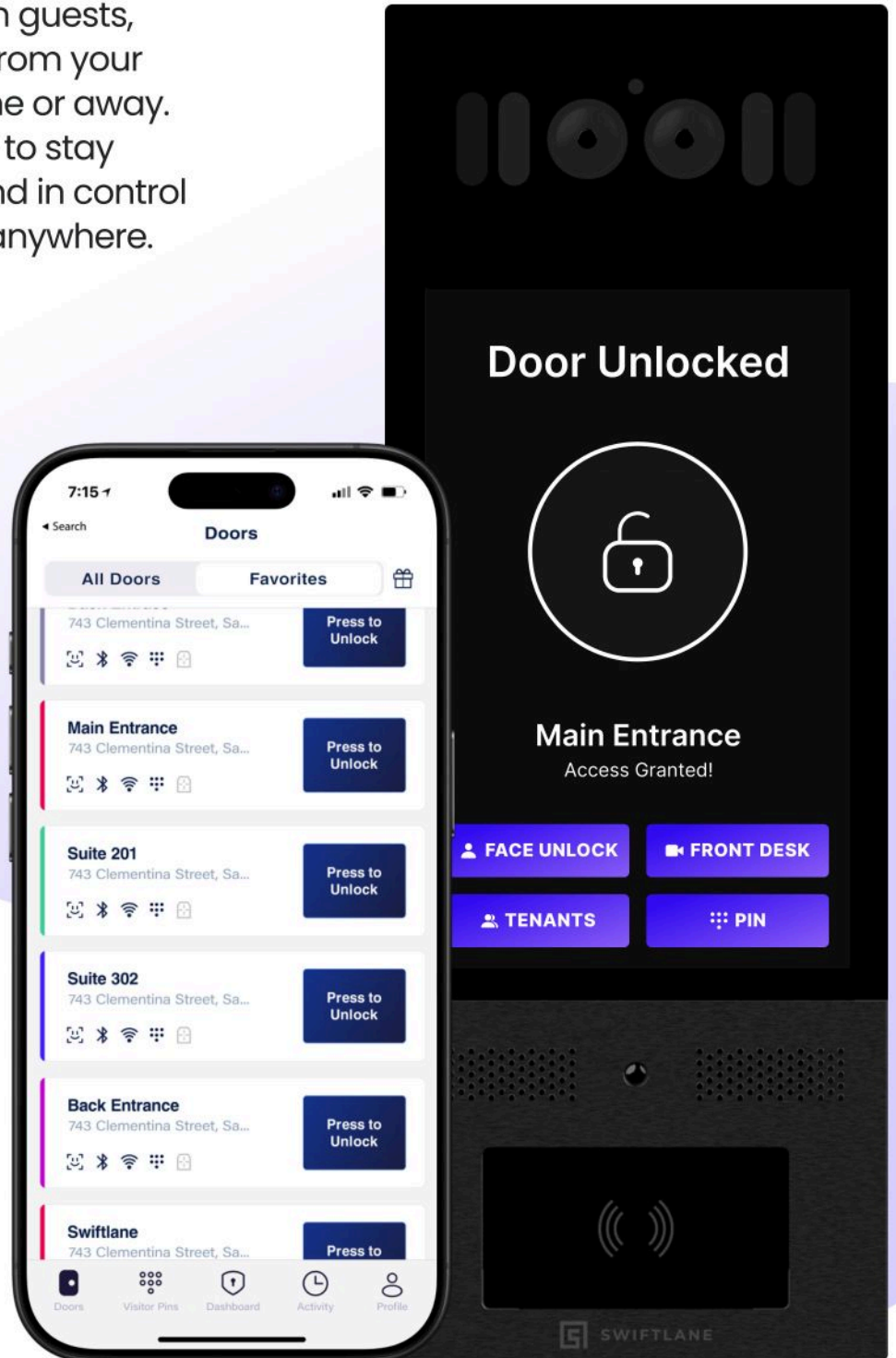


Integrated with major property management systems

Yardi, Entrata, RealPage, Buildium
Appfolio, MDS, Rent Manager

Swiftlane App

The Swiftlane app makes everyday access simple for staff and tenants, by replacing keys with a seamless mobile experience. Unlock doors, let in guests, and manage deliveries right from your phone, whether you're at home or away. It's a convenient, intuitive way to stay connected to your building and in control of your access, anytime and anywhere.



Unlock doors



Activity feed



Intercom settings



Visitor passes

Why Swiftlane?

Swiftlane helps properties operate more efficiently, while delivering a better everyday experience for staff and tenants. With centralized control, automated workflows, and keyless entry, teams spend less time managing access, while tenants enjoy a convenient, more elevated way to live.

Contact us



www.swiftlane.com



sales@swiftlane.com



833-607-9438

Trusted by the Thousands of Properties

